

UTC2SA1627A PNPEPITAXIAL SILICON TRANSISTOR

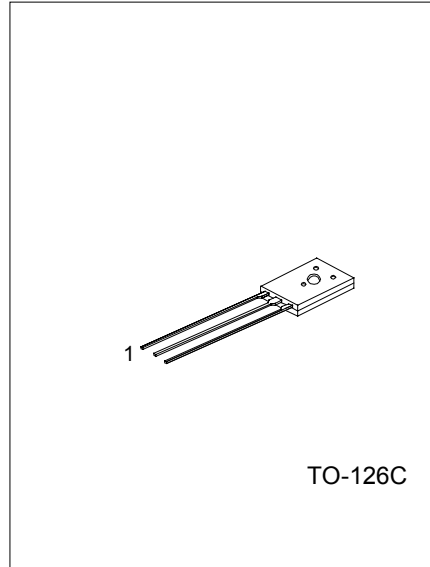
PNP EPITAXIAL SILICON TRANSISTOR

DESCRIPTION

The UTC 2SA1627A is designed for general purpose amplifier and high speed switching applications.

FEATURES

- *High voltage
- *Low collector saturation voltage.
- *High-speed switching



1:EMITTER 2:COLLECTOR 3:BASE

ABSOLUTE MAXIMUM RATINGS (Ta=25°C)

PARAMETER	SYMBOL	VALUE	UNIT
Collector-Base Voltage	V _{CB0}	-600	V
Collector-Emitter Voltage	V _{CE0}	-600	V
Emitter-Base Voltage	V _{EB0}	-7.0	V
Collector Power Dissipation	P _c	1.0	W
Collector Current(DC)	I _c	-1.0	A
Collector Current(PULSE)	I _{cp} *1	-2.0	A
Junction Temperature	T _j	150	°C
Storage Temperature	T _{STG}	-55 to +150	°C

*1 : PW ≤ 10ms, Duty Cycle ≤ 50%

ELECTRICAL CHARACTERISTICS(Ta=25°C, unless otherwise specified)

PARAMETER	SYMBOL	TEST CONDITIONS	MIN	TYP	MAX	UNIT
Collector Cut-Off Current	I _{CB0}	V _{CB} = -600V, I _E =0			-10	μA
Emitter Cut-Off Current	I _{EB0}	V _{EB} = -7.0V, I _c =0			-10	μA
DC Current Gain	h _{FE1} *2	V _{CE} = -5.0V, I _c = -0.1A	30	58	120	
DC Current Gain	h _{FE2} *2	V _{CE} = -5.0V, I _c = -0.5A	4	19		
Collector-Emitter Saturation Voltage	V _{CE(sat)} *2	I _c = -0.3A, I _B = -0.06A		-0.28	-1.5	V
Base-Emitter Saturation Voltage	V _{BE(sat)} *2	I _c = -0.3A, I _B = -0.06A		-0.85	-1.2	V
Gain Bandwidth Product	f _T	V _{CE} = -10V, I _E =0.1A	10	28		MHz

UTC UNISONIC TECHNOLOGIES CO. LTD

1

QW-R217-004,A

UTC2SA1627A PNPEPITAXIAL SILICON TRANSISTOR

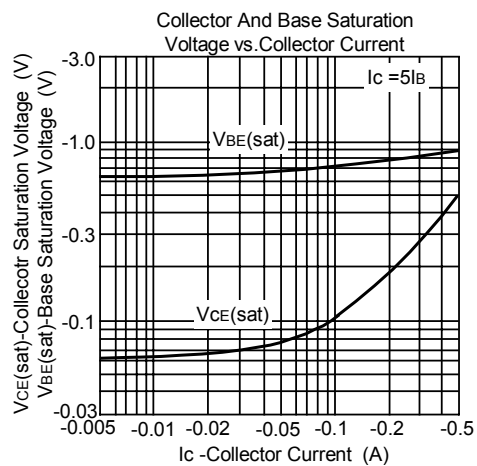
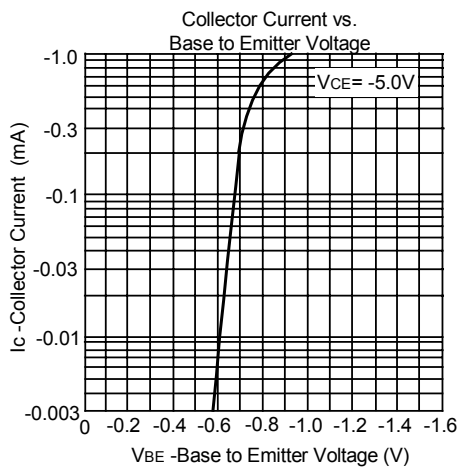
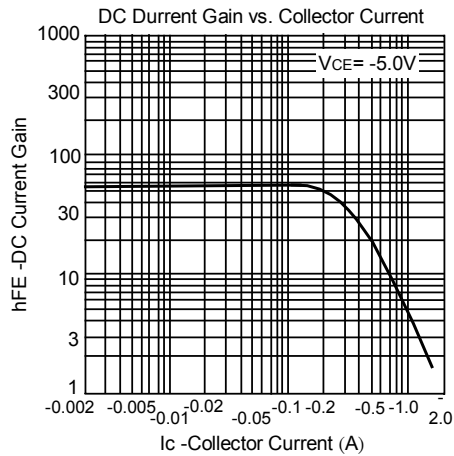
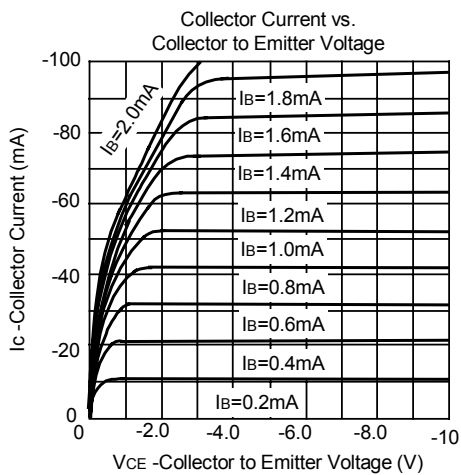
PARAMETER	SYMBOL	TEST CONDITIONS	MIN	TYP	MAX	UNIT
Output Capacitance	Cob	V _{CB} = -10V, I _E =0, f=1.0MHz		42	50	pF
Turn-On Time	t _{on}	I _c = -0.5A, R _L =500 Ω		0.1	0.5	μs
Storage Time	t _{stg}	I _{B1} = -I _{B2} = -0.1A		3.5	5.0	μs
Fall Time	t _f	V _{cc} = -250V		0.08	0.5	μs

*2 : Pulsed PW ≦ 350μs, Duty Cycle ≦ 2%

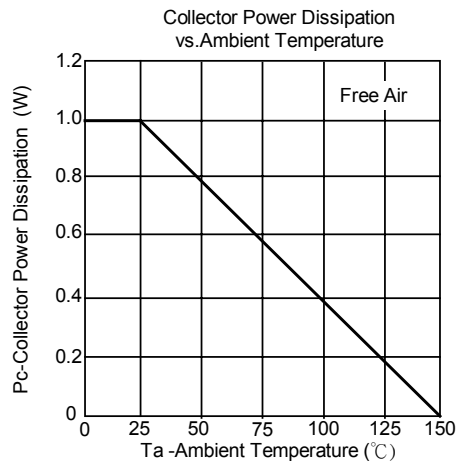
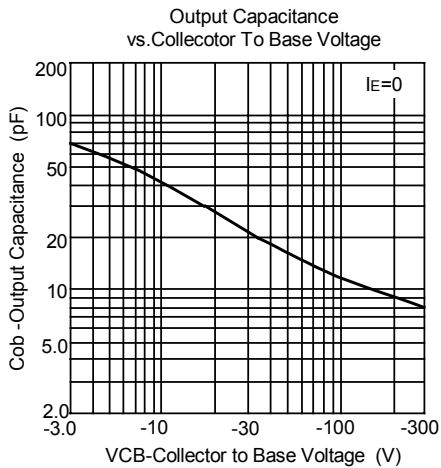
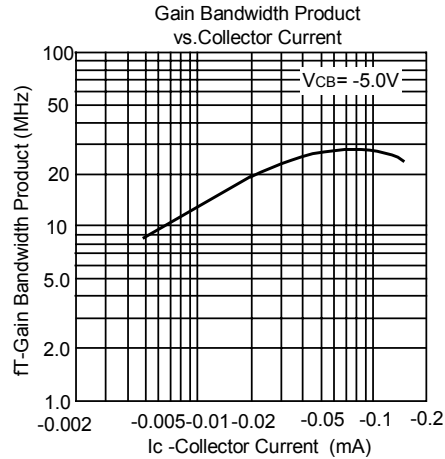
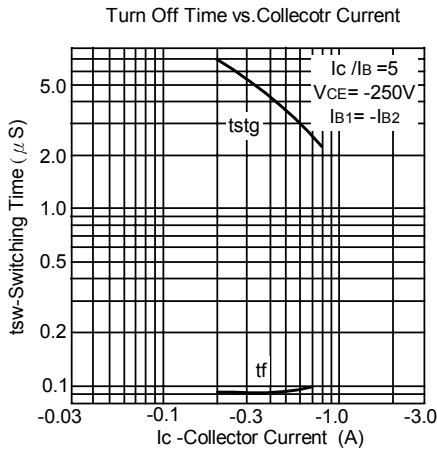
CLASSIFICATION OF hFE1

RANK	M	L	K
RANGE	30-60	40-80	60-120

TYPICAL CHARACTERISTICS



UTC2SA1627A PNPEPITAXIAL SILICON TRANSISTOR



UTC assumes no responsibility for equipment failures that result from using products at values that exceed, even momentarily, rated values (such as maximum ratings, operating condition ranges, or other parameters) listed in products specifications of any and all UTC products described or contained herein. UTC products are not designed for use in life support appliances, devices or systems where malfunction of these products can be reasonably expected to result in personal injury. Reproduction in whole or in part is prohibited without the prior written consent of the copyright owner. The information presented in this document does not form part of any quotation or contract, is believed to be accurate and reliable and may be changed without notice.